

2025.05

76, Changnyong-daero 256beon-gil, Yeongtong-gu, Suwon-si, Gyeonggi-do, Republic of Korea
www.globaldentium.com **DENTIUM Co., Ltd**

bright Implant

Product Catalog



Bone Level

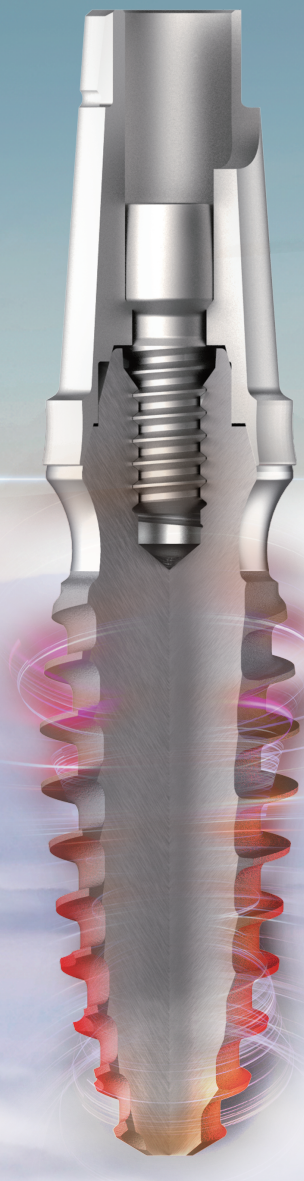

Tissue Level

Dentium



Bone Level



Tissue Level

CONTENTS

Fixture

Tissue Level 3
Bone Level 5

Abutment

Abutment Procedure Line-up 7
Tissue Level Abutment 11
Bone Level Abutment 15

Overdenture

Overdenture Procedure Line-up 21
Tissue Level Overdenture 23
Bone Level Overdenture 25

Surgical Kit

27

bright Implant

Tissue Level

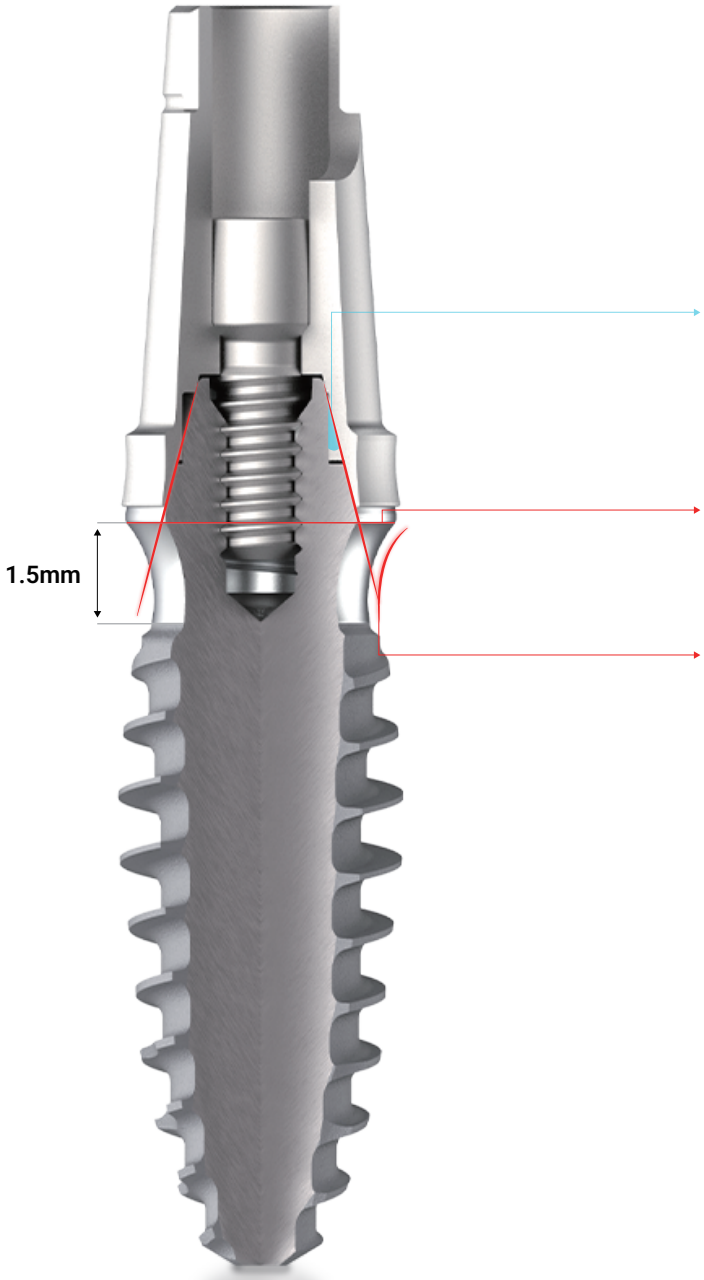

20°External Tapered & External Hex Connection

Excellent Joint Stability
Multi Purpose and Easy to Use
Connection on Trans Mucosa

Ø3.8mm Single Platform

One Connection
One Prosthetic Line

Concaved Neck

Better Contour Management for Soft Tissue

Narrow but Strong

Excellent Joing Stability
Minimal Drilling and GBR

Dome Shaped Body

Better Primary Stability
Better BIC on Cancellous Bone
Marginal Bone Preservation

High Compressive Strength

Small diameter implant without concern for fracturing

*Caution : heavy bruxer or hard food bite

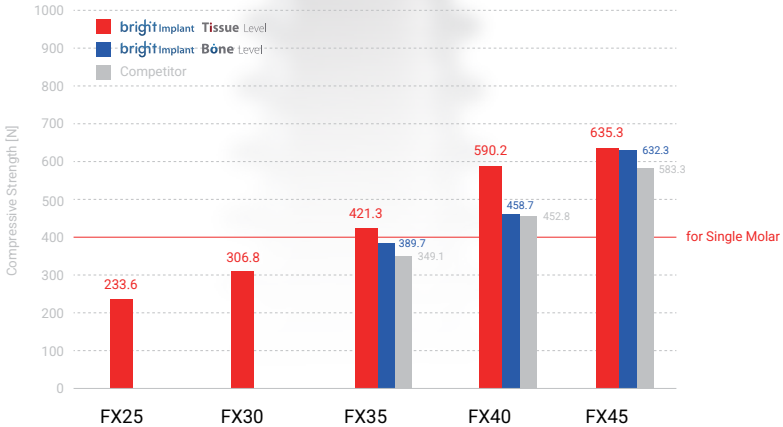

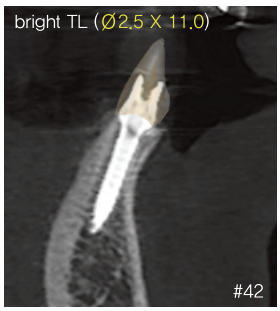

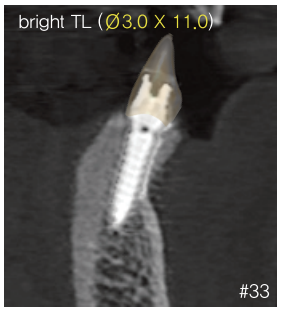

Ø2.0 , 2.5, 3.0 implant can be used to anterior narrow ridge

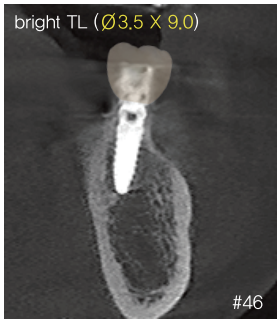

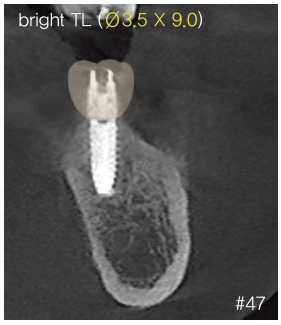

Ø3.5 implant can be used to molar area

Tissue Level

Fixture Specification

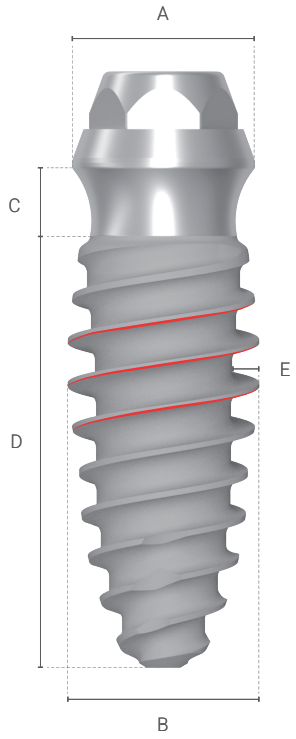

Single Platform

Gingival Height : 1.5mm

Mountless Type

	A	B	C	D	E
	Ø3.8	Ø2.0	1.5mm		0.15mm
	Ø3.8	Ø2.5	1.5mm		0.30mm
	Ø3.8	Ø3.0	1.5mm	7.0/ 9.0/ 11.0/ 13.0/ 15.0 mm	0.45mm
	Ø3.8	Ø3.5	1.5mm		0.50mm
	Ø3.8	Ø4.0	1.5mm		0.55mm
	Ø3.8	Ø4.5	1.5mm		0.60mm
	Ø3.8	Ø5.0	1.5mm		0.60mm

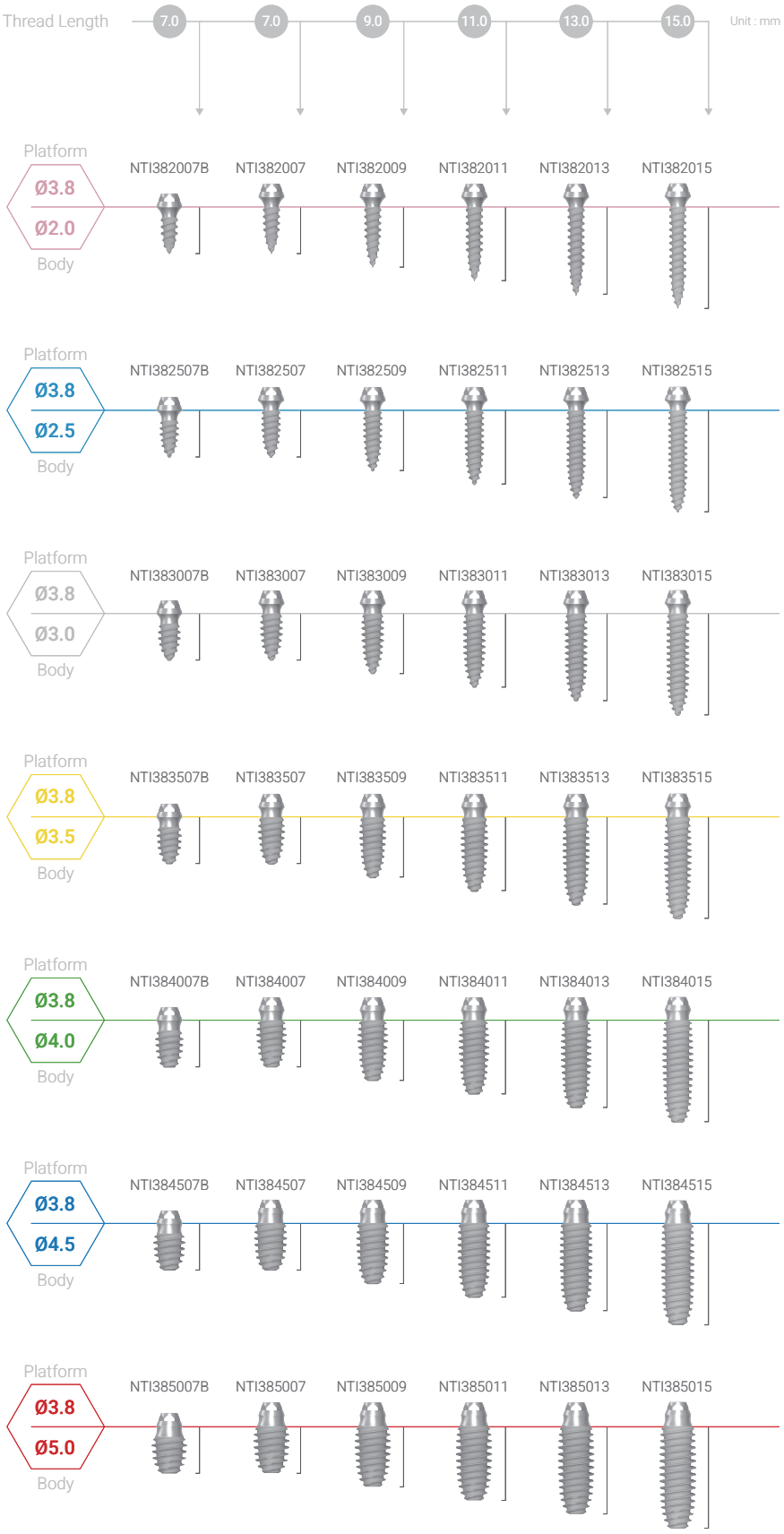

1:1 Scale

bright Implant
Bone Level

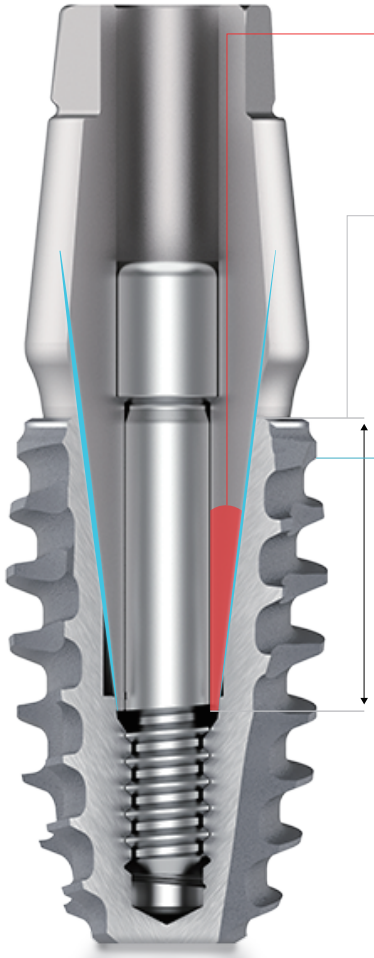

10°Taper
Strong Connection to Prevent Screw Loosening

3.7mm Deep Connection
One Connection
One Prosthetic Line

Double and Aggressive Thread, Long Cutting Edge
Strong Connection to Prevent Screw Loosening



Deep & Strong

Fixture-Abutment Contact Area

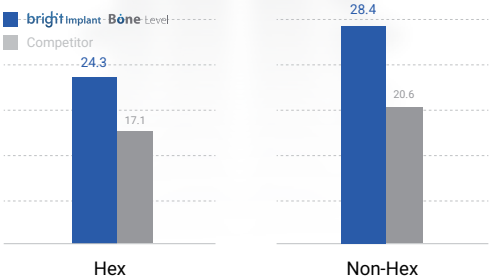

Less Sink-Down

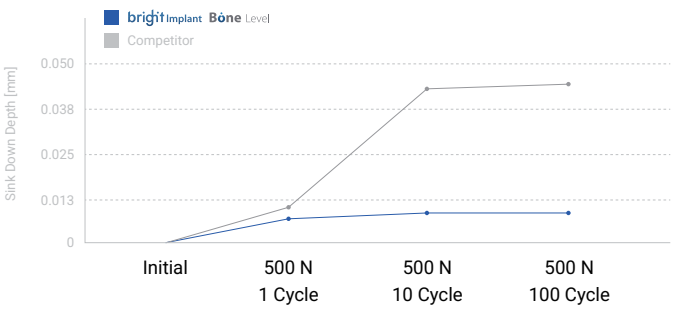

Bone Level

Fixture Specification

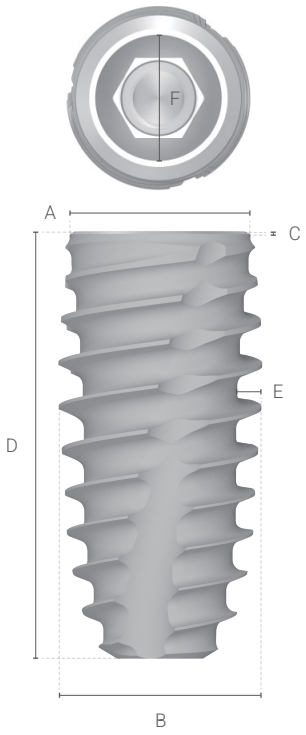

Internal Taper (10°)

Abutment Interface : 3.3mm

Mountless Type

	A	B	C	D	E	F
	Ø3.5	Ø3.7	2.0/ 0mm		0.35mm	3.3mm
	Ø3.8	Ø4.0	2.0/ 0.06mm	7.0/	0.4mm	3.3mm
	Ø4.3	Ø4.5	2.0/ 0.2mm	9.0/ 11.0/ 13.0/	0.45mm	3.3mm
	Ø4.8	Ø5.0	2.0/ 0.32mm	15.0 mm	0.5mm	3.3mm
	Ø6.0	Ø5.0	2.0/ 0.66mm		0.5mm	3.3mm



Procedure Line-up

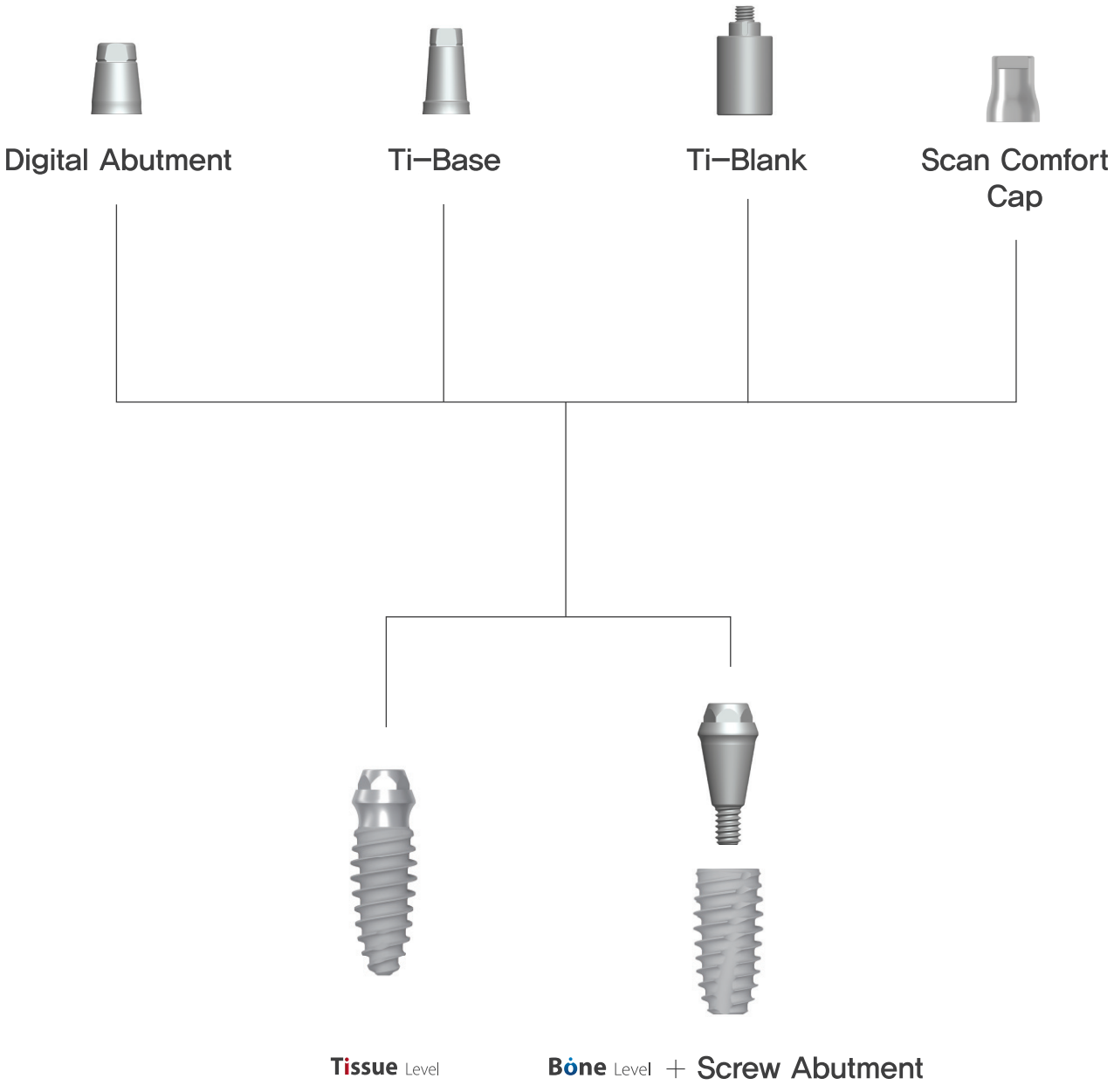

Tissue Level

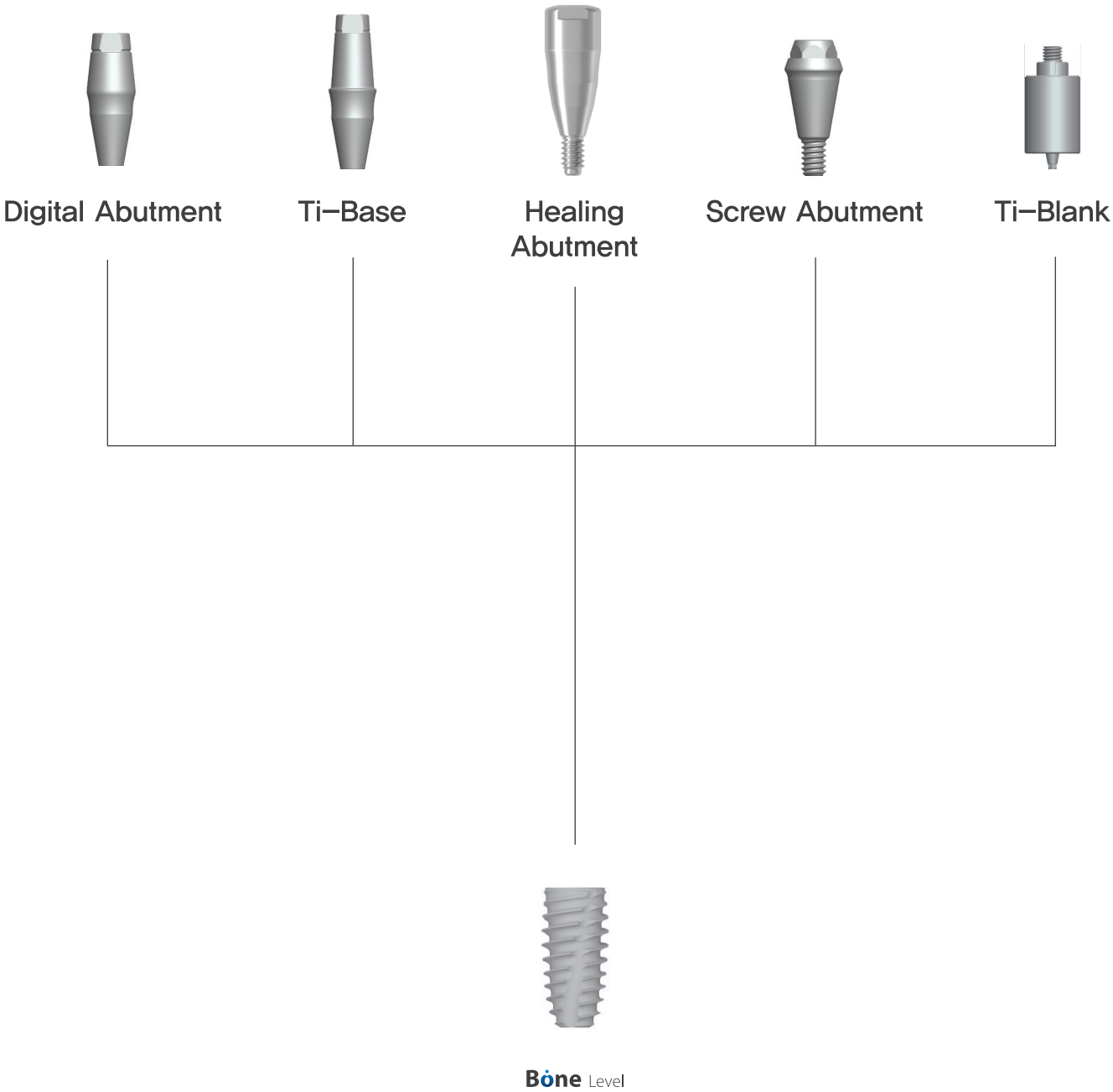
Digital Abutment
Ti-Base
Healing Abutment
Screw Abutment
Ti-Blank
Bone Level

Bone Level

Accurate Stitching

- Digital Abutment
- Ti–Base

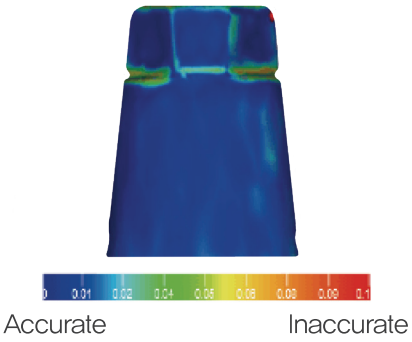

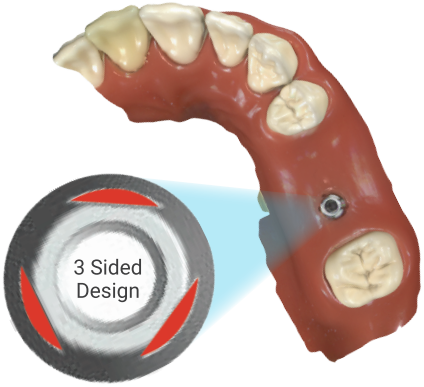

B.T.S

Bite Tray Impression Scanning

Recommended for multiple cases for accurate occlusion

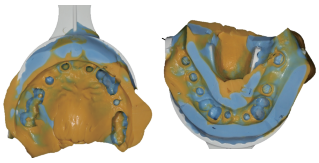

Take an impression
using putty and light body

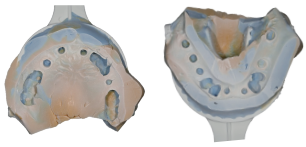

Spray

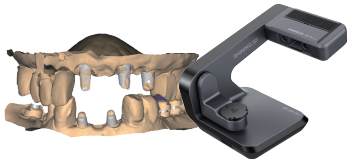

Scan the model
with a model scanner

IOS

Intra Oral Scanning

Recommended for single or simple cases for simple and fast impression



Take an impression
with an intraoral scanner

Digital Abutment





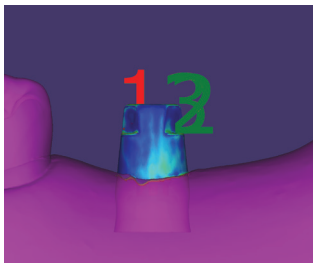

Healing Abutment + Scan Body + Impression Coping + Permanent Abutment

From Healing to Final Prosthesis, with Only One Abutment

Ti – Base

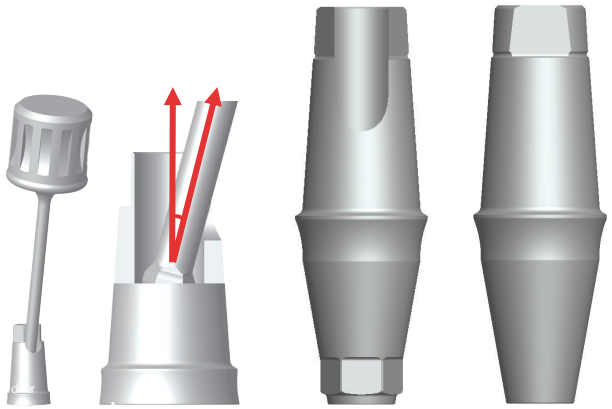

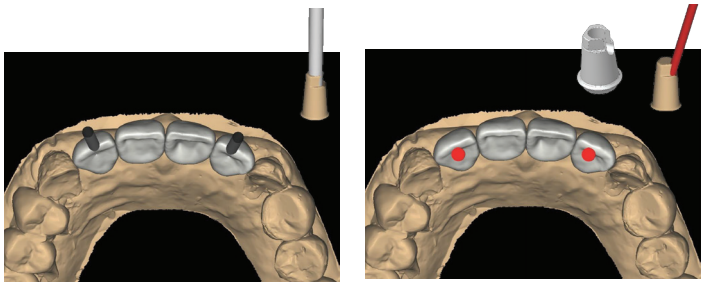

Aesthetic Anterior Prosthesis



with Angled Screw Driver (p.30)

Ti–Base

Unit: mm

Diameter	G/H	Type	Art. No.
Ø3.8	0.5	Hex	BDDC3805HO
		Non–Hex	BDDC3805NO
	1.0	Hex	BDDC3810HO
		Non–Hex	BDDC3810NO
	2.0	Hex	BDDC3820HO
		Non–Hex	BDDC3820NO
Ø5.0	1.0	Hex	BDDC5010H
		Non–Hex	BDDC5010N
	2.0	Hex	BDDC5020H
		Non–Hex	BDDC5020N

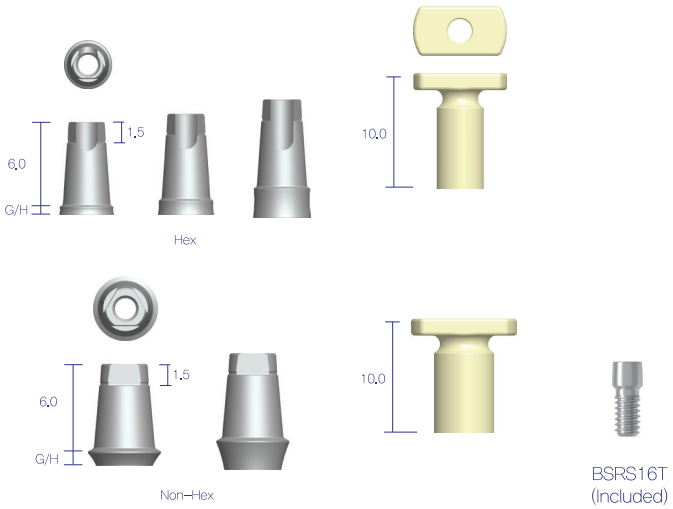

※ **Both 'Bite Tray impression Scan' and 'Intra Oral Scan' are available**
※ Less than 20N·cm torque to prevent screw fracture
※ Ø3.8 is for anterior
※ Ø5.0 is for posterior

Digital Abutment

Unit: mm

Diameter	Height	G/H	Type	Art. No.
Ø3.8	4.5	0.5	Hex	BDSC3805H
			Non–Hex	BDSC3805N
		1.0	Hex	BDSC3810H
			Non–Hex	BDSC3810N
		2.0	Hex	BDSC3820H
			Non–Hex	BDSC3820N
Ø5.0	4.5	1.0	Hex	BDSC5010H
			Non–Hex	BDSC5010N
		2.0	Hex	BDSC5020H
			Non–Hex	BDSC5020N

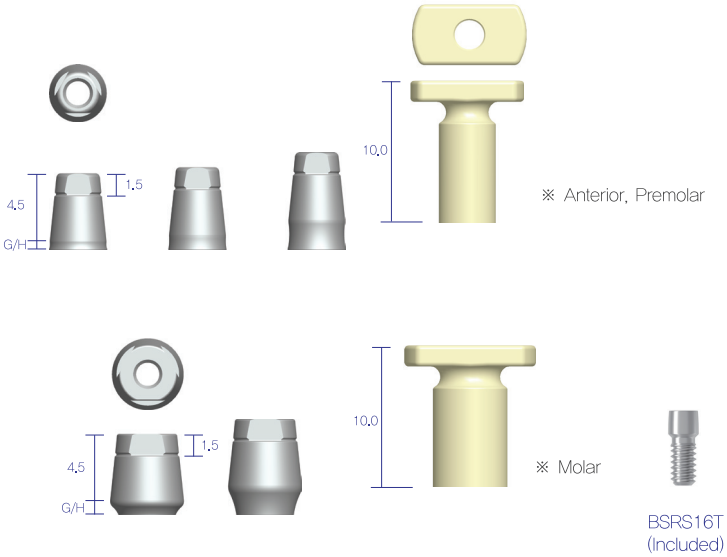

※ **Both 'Bite Tray impression Scan' and 'Intra Oral Scan' are available**
※ Less than 20N·cm torque to prevent screw fracture
※ Ø3.8 is for anterior
※ Ø5.0 is for posterior

Scan Comfort Cap

Unit: mm

Diameter 1	Diameter 2	Height	Type	Art. No.
4.0	3.2	4.1	Non-Hex	BISC3832NS
		5.0		BISC3832N
		8.0		BISC3832NL
	4.0	4.1		BISC3840NS
		5.0		BISC3840N
		8.0		BISC3840NL
	4.8	4.1		BISC3848NS
		5.0		BISC3848N
		8.0		BISC3848NL

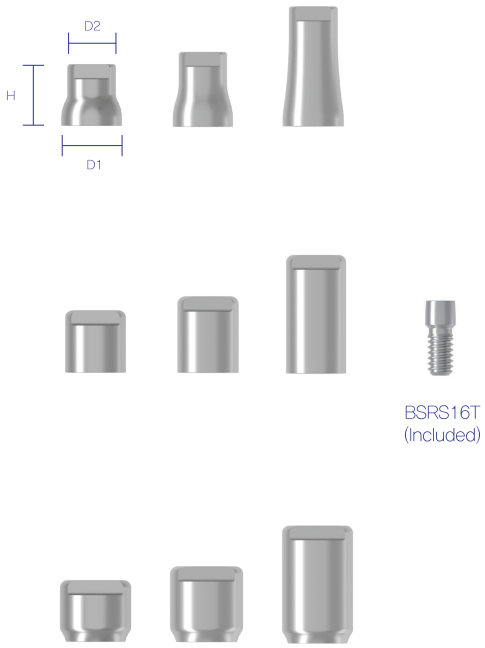

※ **Both 'Bite Tray impression Scan' and 'Intra Oral Scan' are available**
※ Keep the 10N·cm torque to tighten with fixture
※ Only non-Hex

Ti–Temporary Abutment

Unit: mm

G/H	Type	Art. No.
1.0	Hex	BSTC4510TH
3.0		BSTC4530TH



Unit: mm

G/H	Type	Art. No.
1.0	Non–Hex	BSTC4510TN
3.0		BSTC4530TN



※ Less than 20N·cm torque is enough for screw tightening
※ Caution : sometimes with too much higher torque, screw can be broken

Ti–Blank

Unit: mm

Machine	Diameter	Type	Art. No.
Dentium	Ø10.0 Ø14.0	Hex	TBTB3810H TBTB3814H
	Ø10.0 Ø14.0	Non–Hex	TBTB3810N TBTB3814N

Unit: mm

Machine	Diameter	Type	Art. No.
Doowon	Ø10.0 Ø14.0	Hex	TDTB3810H TDTB3814H
	Ø10.0 Ø14.0	Non–Hex	TDTB3810N TDTB3814N





BSRS16T
(Included)

※ After finish processing, use exclusive abutment
※ Diverse connection to diverse metal milling machine for custom abutment

Impression Component

Impression coping Pick-up

Unit: mm

Application	Diameter	Type	Art. No.
Ø3.8	Ø3.8	Single	BSPU3838S
		Bridge	BSPU3838B
	Ø5.0	Single	BSPU3850S
		Bridge	BSPU3850B



Impression coping Screw

Unit: mm

Type	Height	Art. No.
Pick-up	14.3	BSPS09



Impression coping Transfer

Unit: mm

Application	Diameter	Type	Art. No.
Ø3.8	Ø3.8	Single	BSTF3838S
		Bridge	BSTF3838B
	Ø5.0	Single	BSTF3850S
		Bridge	BSTF3850B



Impression coping Screw

Unit: mm

Type	Height	Art. No.
Transfer	8.7	BSTS09



Lab Analog

Unit: mm

Diameter	Height	Art. No.
Ø3.8	12.0	BSDAN

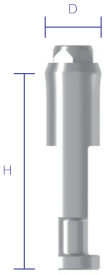

Ti-Base

Unit: mm

Diameter	G/H	Type	Art. No.
Ø3.8	1.5	Hex Non-Hex	BDDA3815HO BDDA3815N
	2.5	Hex Non-Hex	BDDA3825HO BDDA3825N
	3.5	Hex Non-Hex	BDDA3835HO BDDA3835N
Ø5.0	2.5	Hex Non-Hex	BDDA5025H BDDA5025N
	3.5	Hex Non-Hex	BDDA5035H BDDA5035N

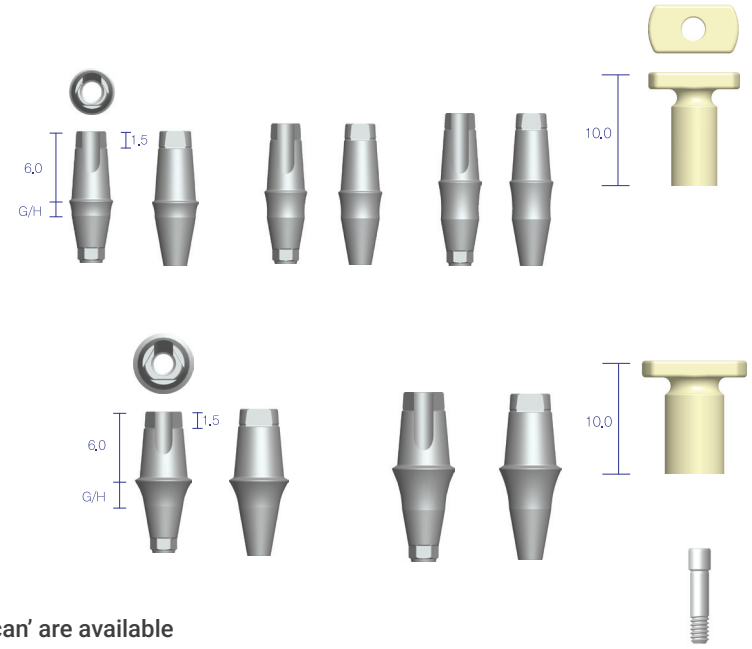

BASC1619
(Included)

※ **Both 'Bite Tray impression Scan' and 'Intra Oral Scan' are available**
※ Less than 20N·cm torque to prevent screw fracture
※ Ø3.8 is for anterior
※ Ø5.0 is for posterior

Digital Abutment

Unit: mm

Diameter	G/H	Type	Art. No.
Ø3.8	1.0	Hex Non-Hex	BDS3810H BDS3810N
	2.0	Hex Non-Hex	BDS3820H BDS3820N
	3.0	Hex Non-Hex	BDS3830H BDS3830N
Ø5.0	2.0	Hex Non-Hex	BDS5020H BDS5020N
	3.0	Hex Non-Hex	BDS5030H BDS5030N

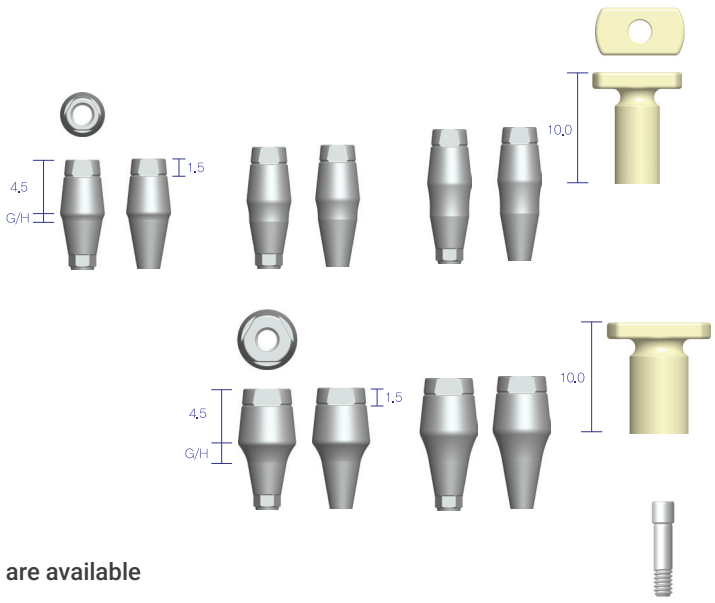

BASC1619
(Included)

※ **Both 'Bite Tray impression Scan' and 'Intra Oral Scan' are available**
※ Less than 20N·cm torque to prevent screw fracture
※ Ø3.8 is for anterior
※ Ø5.0 is for posterior

Healing Component

Cover Screw

Unit: mm

Diameter	Art. No.
Ø3.6	BCS36



Healing Abutment

Unit: mm

Diameter	Height	G/H	Art. No.
Ø3.8	2.5	1.5	BHAB381525
	5.5	2.5	BHAB382555
	8.5	3.5	BHAB383585
Ø5.0	2.5	1.5	BHAB501525
	5.5	2.5	BHAB502555
	8.5	3.5	BHAB503585
Ø6.2	2.5	1.5	BHAB621525
	5.5	2.5	BHAB622555
	8.5	3.5	BHAB623585



※ Use no more than 10 N·cm of torque when screwing Healing Abutment to a fixture
※ If hex is worn, slot on the head of the product can be used to rotate it
※ Non-Hex healing abutment can be used for 'Bite Tray impression' and 'Intra Oral Scan'

Screw Abutment

Unit: mm

Diameter	G/H	Art. No.
Ø3.8	1.0	BSA3810
	2.0	BSA3820
	3.0	BSA3830



※ Less than 20N·cm torque is enough for screw tightening

Angled Screw Abutment

Unit: mm

Diameter	Angle	G/H	Type	Art. No.
Ø3.8	15°	1.0	Hex	BASA381510H
		2.0		BASA381520H
		3.0		BASA381530H
		1.0	Non-Hex	BASA381510N
		2.0		BASA381520N
		3.0		BASA381530N





BAOSC1619
(Included)

※ Less than 20N·cm torque to prevent screw fracture
※ Non-hex angled screw abutment due to 10º deep and broad connection to prevent rotation

Ti-Temporary Abutment

Unit: mm

G/H	Type	Art. No.
1.0	Non-Hex	BTA4510TN
3.0		BTA4530TN

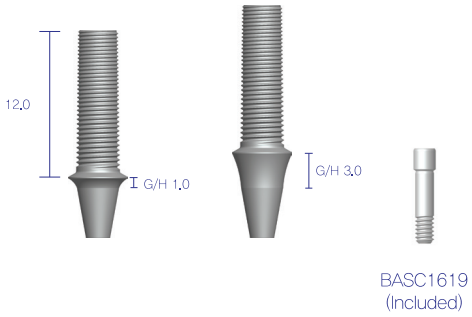

※ Less than 20N·cm torque is enough for screw tightening
※ Caution : sometimes with too much higher torque, screw can be broken

Ti-Blank

Unit: mm

Machine	Diameter	Type	Art. No.
Dentium	Ø10.0 Ø14.0	Hex	BXTB10H BXTB14H
	Ø10.0 Ø14.0	Non-Hex	BXTB10N BXTB10N

Scale : 1:30



※ After finish processing, use exclusive abutment
※ Diverse connection to diverse metal milling machine for custom abutment

Impression Component

Pick-up Type [Hex]

Unit: mm

Diameter	Type	a	b	Art. No.
Ø3.8	Middle	20.0	13.0	BDPU3813H
	Long	22.0	16.0	BDPU3816H
Ø5.0	Short	18.0	12.0	BDPU5012H
	Long	22.0	15.0	BDPU5015H



Transfer Type [Non-Hex]

Unit: mm

Diameter	Type	a	Art. No.
Ø3.8	Middle	13.0	BDTF3813N
	Long	16.0	BDTF3816N
Ø5.0	Short	12.0	BDTF5012N
	Long	15.0	BDTF5015N



Pick-up Screw

Unit: mm

Height	Art. No.
24.2	BDPS11
26.2	BDPS13
28.2	BDPS15



Lab Analog

Unit: mm

Diameter	Height	Art. No.
Ø4.0	12.0	BDAN

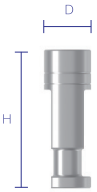

Narrow Tissue Level



Short Bone Level

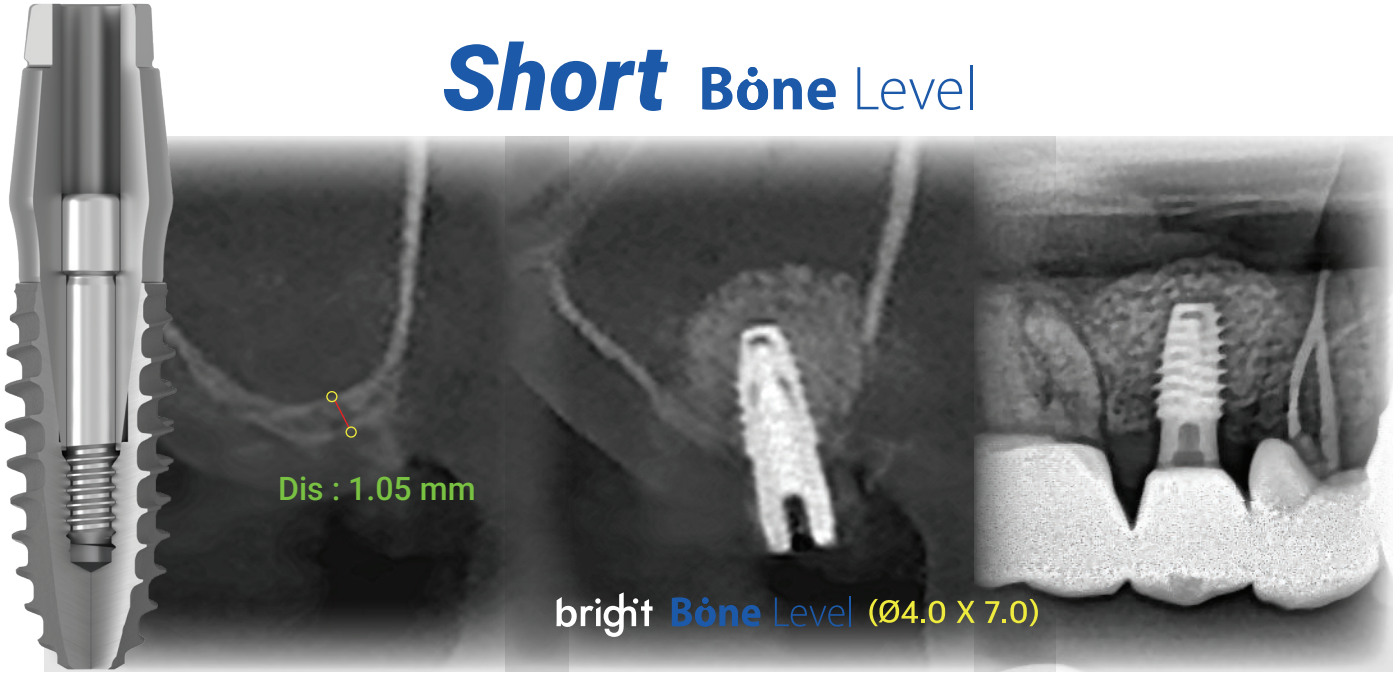

Good News

Dentiumworld

Dentium Seminar

bright Mall

Procedure Line-up

- Positioner
- Ball Attachment
- Magnetic Attachment



Metal/Plastic Socket



O-Ring Type



Magnet Assay
(Dome Type)



Magnet Assay
(Flat Type)



Positioner Abutment



Ball Abutment



Implant Keeper
(Dome Type)



Implant Keeper
(Flat Type)



Tissue Level



Positioner



Ball Attachment

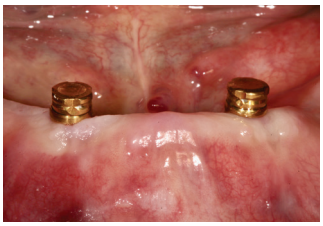

Magnetic Attachment



Metal/Plastic Socket



O–Ring Type



Magnet Assay
(Dome Type)



Magnet Assay
(Flat Type)



Positioner Abutment



Ball Abutment



Implant Keeper
(Dome Type)



Implant Keeper
(Flat Type)



Bone Level

Positioner Abutment

Unit: mm

Diameter	G/H	Art. No.
Ø3.6	1.5	BPC3615
	2.5	BPC3625
	3.5	BPC3635



Positioner Metal Socket



FSMH

Positioner Plastic Socket



MSOP 100gf | MSLP 300gf | MSMP 500gf | MSHP 1000gf

Ball Abutment (Ø1.8 Ball)

Unit: mm

Diameter	G/H	Art. No.
Ø3.8	1.5	BSBC18



Socket Spacer

Diameter	Art. No.
Ø4.05	GBIC3L
Ø4.85	GBIC2L

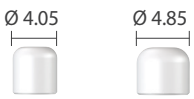

Female Socket / O-ring

Diameter	Retention Force	Art. No.
Ø4.05	300~500gf	BPF3
Ø4.85	500~700gf	BPF2



Implant Keeper (Dome Type)

Diameter	G/H	Art. No.
Ø5.5	3.5	BSMK5535D
	4.5	BSMK5545D
	5.5	BSMK5555D

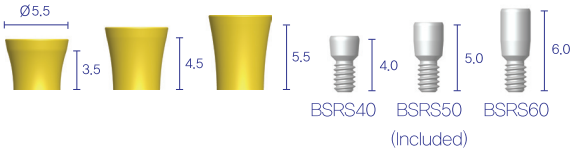

Implant Keeper (Flat Type)

Unit: mm

Diameter	G/H	Art. No.
Ø4.2	3.0	BSMK4230S
	4.0	BSMK4240S
	5.0	BSMK4250S



Magnet Assay (Dome Type)

Unit: mm

Diameter	H	Art. No.
Ø5.0	2.5	BMGT5025D



Magnet Assay (Flat Type)

Unit: gf

Diameter	Power	Art. No.
Ø4.2	400	XMG4240
	600	XMG4260

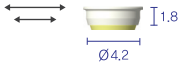

Length difference between Diameters
minimize sink-down
even if the back of denture subsides

Positioner Abutment

Unit: mm

Diameter	G/H	Art. No.
Ø3.6	0.5	BPAB3605
	1.0	BPAB3610
	2.0	BPAB3620
	3.0	BPAB3630
	4.0	BPAB3640
	5.0	BPAB3650

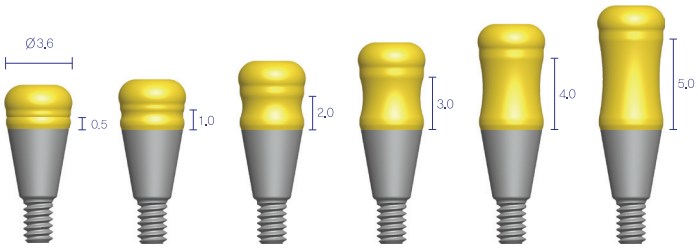

Positioner Metal Socket



FSMH

Positioner Plastic Socket



MSOP 100gf | MSLP 300gf | MSMP 500gf | MSHP 1000gf

Ball Abutment

Unit: mm

Diameter	G/H	Art. No.
Ø3.8	0.5	BBAB380518
	1.0	BBAB381018
	2.0	BBAB382018
	3.0	BBAB383018
	4.0	BBAB384018
	5.0	BBAB385018

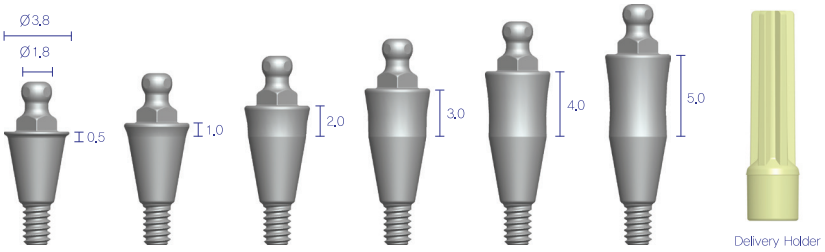

Socket Spacer

Diameter	Art. No.
Ø4.05	GBIC3L
Ø4.85	GBIC2L

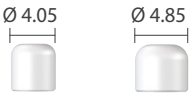

Female Socket

Diameter	Retention Force	Art. No.
Ø4.05	300~500gf	BPF3
Ø4.85	500~700gf	BPF2



Implant Keeper (Dome Type)

Unit: mm

Diameter	G/H	Art. No.
Ø5.0	1.0	BMK5010D
	2.0	BMK5020D
	3.0	BMK5030D
	4.0	BMK5040D
	5.0	BMK5050D

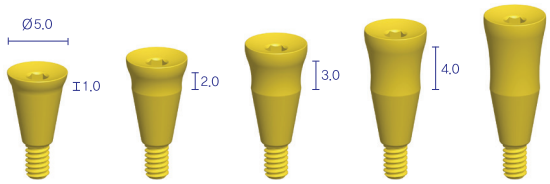

Implant Keeper (Flat Type)

Unit: mm

Diameter	G/H	Art. No.
Ø4.2	1.0	BMK4210S
	2.0	BMK4220S
	3.0	BMK4230S
	4.0	BMK4240S
	5.0	BMK4250S



Magnet Assay (Dome Type)

Unit: mm

Diameter	H	Art. No.
Ø5.0	2.5	BMGT5025D

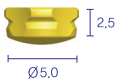

Magnet Assay (Flat Type)

Unit: gf

Diameter	Power	Art. No.
Ø4.2	400	XMG4240
	600	XMG4260

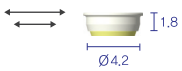

Length difference between Diameters
minimize sink-down
even if the back of denture subsides



Kit Includes BSLK

Guide Drill



BGD2533

BFD3033

BFLD3533

Final Drill

BFLD4033

BFLD4533

BFLD5033



BCS6027L

Parallel Pin



BPP164325

Path Pin



BFPP

Drill Extension



BDE

Depth Gauge



BDG

Ratchet



BRCT

Bone Level Adapter



BFA30H



BFA29W

Hex Driver



BHD25H



BHD25W

Tissue Level Adapter



BSA3824H



BSA3824W

Guide Drill



Unit: mm

Diameter 1	Diameter 2	Length	Art. No.
Ø2.00	Ø1.40	29.0	BGD2529
		31.0	BGD2531
		33.0	BGD2533



※ Note : drill speed 1,000rpm, 30~45N·cm with irrigation

Final Drill



Unit: mm

Diameter 1	Diameter 2	Length	Art. No.
Ø2.40	Ø2.00	29.0	BFD3029
		31.0	BFD3031
		33.0	BFD3033
Ø3.25	Ø2.50	29.0	BFLD3529
		31.0	BFLD3531
		33.0	BFLD3533
Ø3.55	Ø3.25	29.0	BFLD4029
		31.0	BFLD4031
		33.0	BFLD4033
Ø4.20	Ø3.55	29.0	BFLD4529
		31.0	BFLD4531
		33.0	BFLD4533
Ø4.65	Ø4.20	29.0	BFLD5029
		31.0	BFLD5031
		33.0	BFLD5033

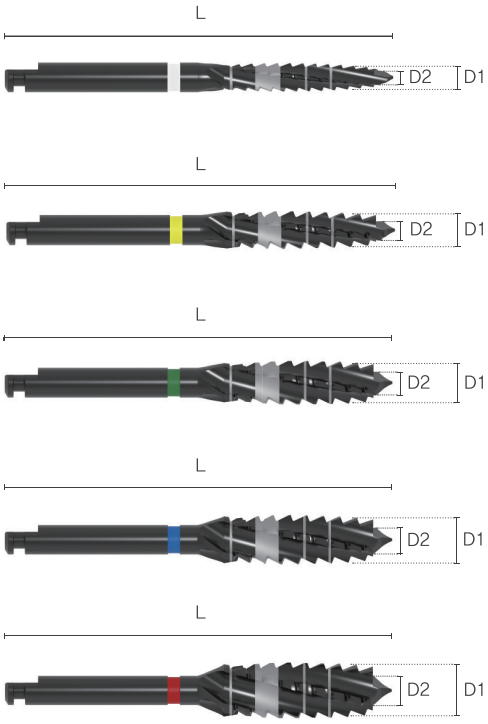

※ Note : drill speed 50rpm,70N·cm without irrigation or drill speed 1,000rpm, 30~45N·cm with irrigation
※ Efficient drilling design for apical & lateral grinding

Countersink Drill

Unit: mm

Diameter 1	Diameter 2	Length	Art. No.
Ø6.40	Ø4.30	27.0	BCS6027L



※ Note : countersink drill speed 20~60rpm, 30~45 N·cm without irrigation

ture Adapter for Bone Level

Unit: mm

Type	Length	Art. No.
Hand-Piece	27.0	BFA27H
	30.0	BFA30H
	32.0	BFA32H



Fixture Adapter for Bone Level

Unit: mm

Type	Length	Art. No.
Ratchet	21.0	BFA21W
	24.0	BFA24W
	26.0	BFA26W
	29.0	BFA29W

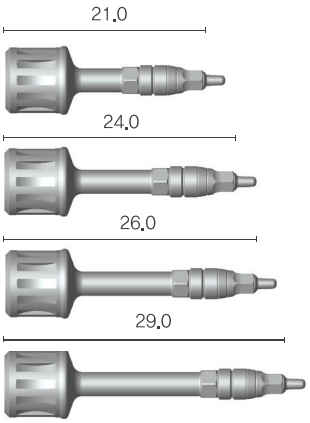

Parallel Pin

Unit: mm

Diameter 1	Diameter 2	Length	Art. No.
Ø2.0	**Ø1.6**	25.0	BPP164325



Path Pin

Unit: mm

Length	Art. No.
18.2	BFPP



Hex Driver

Unit: mm

Type	Length	Art. No.
Hand–Piece	25.0	BHD25H
Ratchet	17.0	BHD17W
	25.0	BHD25W
	27.0	BHD27W

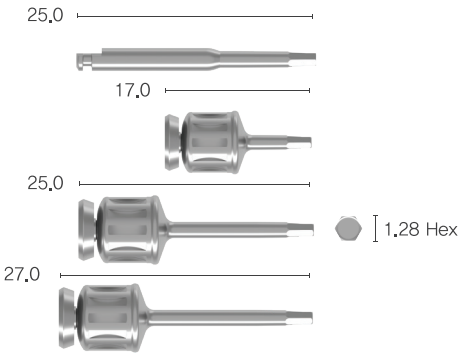

Angled Screw Driver

Unit: mm

Type	Length	Art. No.
Hand–Piece	25.0	BAHD25H
Ratchet	27.0	BAHD27W

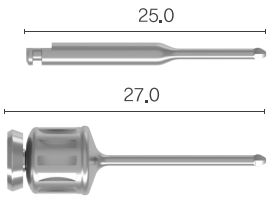

※ Note : This angled hex driver is able to tighten up to 25 degrees

Fixture Adapter for Tissue Level

Unit: mm

Diameter	Type	Length	Art. No.
Ø3.8	Hand–Piece	21.0	BSA3821H
		24.0	BSA3824H
		27.0	BSA3827H
	Ratchet	21.0	BSA3821W
		24.0	BSA3824W
		27.0	BSA3827W

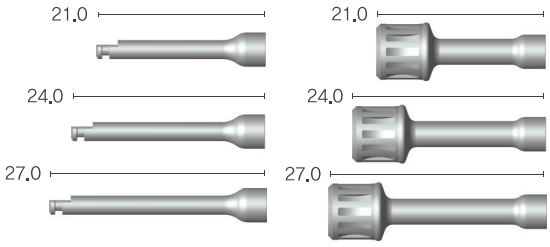

※ Enable to Screw Abutment driver

Drill Extension

Unit: mm

Length	Art. No.
26.0	BDE



Ratchet

Unit : mm

Art. No.
BRCT



Torque Wrench

Unit : mm

Art. No.
BTW



Depth Gauge

Unit : mm

Art. No.
BDG

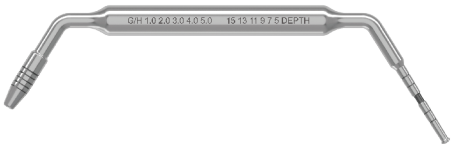

※ Note : One side of Depth Gauge measures the osteotomy depth and the other side measures the gingival height from the top of the implant

Guide Lindemann Kit



※ Efficient drilling design for apical & lateral grinding

Kit Includes BGLK

Guide Drill



FX30 Final Drill



FX35 Final Drill



Ratchet



BRCT

FX40 Final Drill



FX45 Final Drill



FX50 Final Drill



Bone Level Fixture Adapter



BFFA 28H BFFA 28W

Tissue Level Fixture Adapter



BFSA 25H BFSA 25W

First Drill

Unit: mm

Diameter 1	Diameter 2	Length	Art. No.
Ø2.00	Ø1.40	7.0	BFGD2507L
		9.0	BFGD2509L
		11.0	BFGD2511L
		13.0	BFGD2513L



Final Drill

Unit: mm

Diameter	Length	Art. No.
Ø2.40	7.0	BFFD3007L
	9.0	BFFD3009L
	11.0	BFFD3011L
	13.0	BFFD3013L
Ø3.15	7.0	BFFD3507L
	9.0	BFFD3509L
	11.0	BFFD3511L
	13.0	BFFD3513L
Ø3.45	7.0	BFFD4007L
	9.0	BFFD4009L
	11.0	BFFD4011L
	13.0	BFFD4013L
Ø4.10	7.0	BFFD4507L
	9.0	BFFD4509L
	11.0	BFFD4511L
	13.0	BFFD4513L
Ø4.55	7.0	BFFD5007L
	9.0	BFFD5009L
	11.0	BFFD5011L
	13.0	BFFD5013L











Fixture Adapter for Bone Level

Unit: mm

Type	Length	Art. No.
Hand-piece	29.0	BFFA28H
Ratchet		BFFA28W



Fixture Adapter for Tissue Level

Unit: mm

Type	Length	Art. No.
Hand-piece	25.0	BFSA25H
Ratchet		BFSA25W



Simple Drilling Sequence

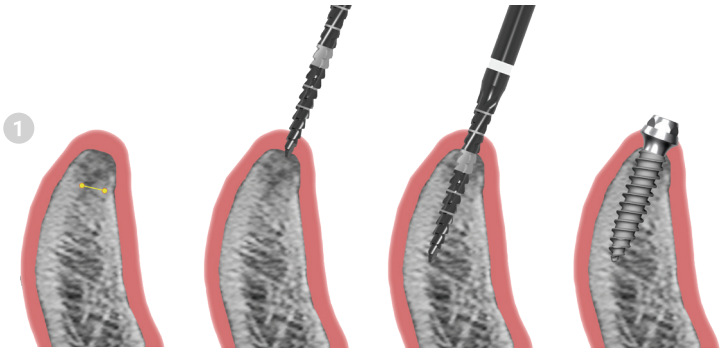

Cancellous bone width 2.46mm | Punching Ø2.5 | Guide Drill Ø2.5 | Fixture 2.5 x 11mm

New Drilling Concept

Drill and fixture insertion into **only cancellous** space

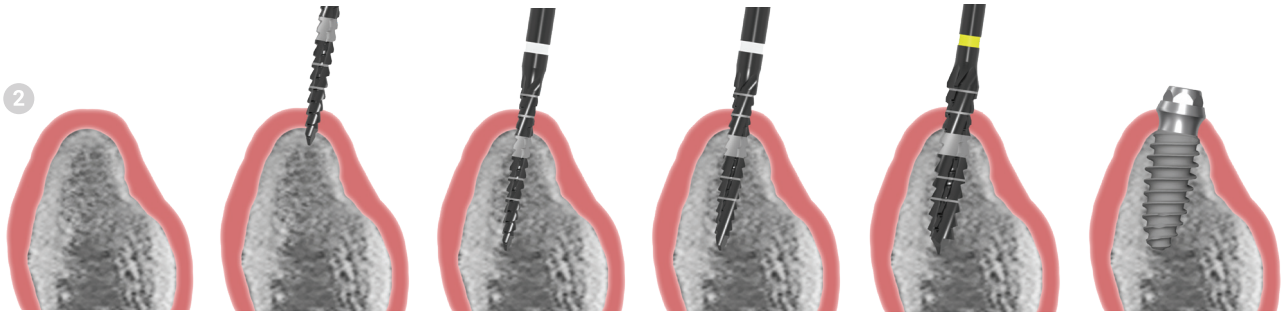

Cancellous bone width 3.55mm | Punching Ø2.5 | Guide Drill Ø2.5 | Final Drill Ø3.0 | Final Drill Ø3.5 | Fixture 3.5 x 9mm

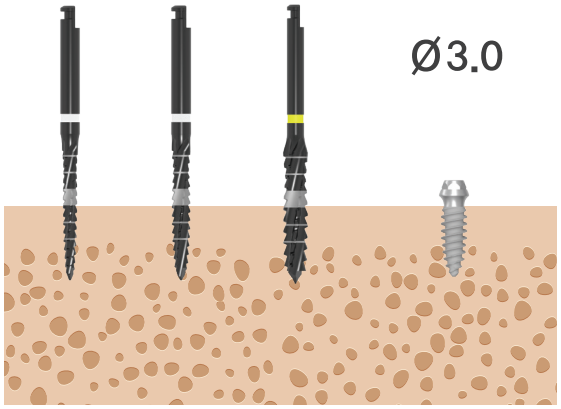

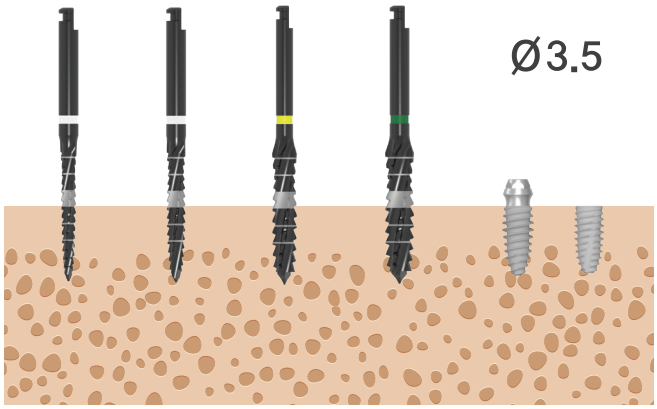

Bone Quality	BGD25	BFD30	BFLD35	Ø3.0 Fixture
Soft	●			Implant Fixation
Normal	●	●		
Hard	●	●	◐	

Bone Quality	BGD25	BFD30	BFLD35	BFLD40	Ø3.5 Fixture
Soft	●	●			Implant Fixation
Normal	●	●	●		
Hard	●	●	●	◐	

● : Drilling in the full length of fixture height

◐ : Drilling in the half length of fixture height

bright Implant